

PDSC Pledge & Membership Drive

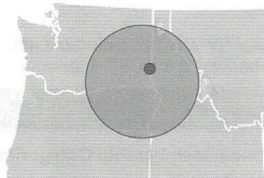

Supporting Science - Investing in Imagination & Discovery

The Palouse Discovery Science Center Needs You!

Through the help of community-minded individuals such as yourself, the PDSC can continue to provide the Inland Northwest with the services and science programming that have brought informal science education to children and families for over 13 years!

The Palouse Discovery Science Center serves a 4,720 sq. mi region. It is the only full-service science center for many Inland Northwest families.

The map below depicts the immediate and regional service areas. Many of the schools within this region use the PDSC as a destination for field trips.



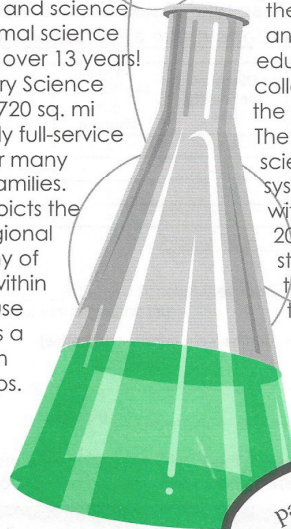
Immediate & Regional Service Area

Who We Are:

The Palouse Discovery Science Center (PDSC) brings hands-on science and learning experiences to people of all ages. We are a non-profit organization whose purpose is to further

the public's understanding of science and technology through the use of educational programs, exhibits, teaching collections and activities which emphasize the physical participation of individuals.

The PDSC's offerings support and enhance science in both formal (such as school systems) and informal situations involved with life-long learning. We reached over 20,000 people, primarily families and students, during the 2013-2014 school year through PDSC visits, our educational field trips and science outreach programs.



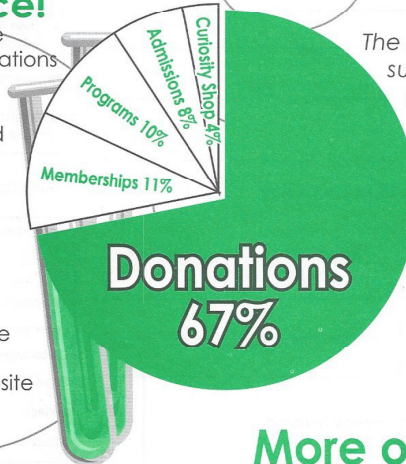
palouse discovery science center



Make a Difference!

As a non-profit organization, the PDSC relies upon generous donations from businesses and individuals throughout the region.

Often, grants that are allocated to the PDSC are made available solely for exhibits and specific programming. While this type of funding is essential for the PDSC, it often does not provide for the basic costs of science center operations. To learn more about the Palouse Discovery Science Center and how you can help, visit our website (www.palousediscovery.org) or call 509-332-6869.



The PDSC relies heavily on donor support for overall operations such as facility overhead, staffing and supplies; all necessary for housing a community science center.

Revenue Goals by Source:

Donations	118,800
Memberships	20,000
Programs	18,400
Admissions	15,000
Curiosity Shop	7,800

More on the other side!

PDSC Pledge & Membership Drive

Please take a moment to pledge your support to the PDSC:

Name(s) as you wish to be recognized: _____

Address: _____

City: _____ State: _____ Zip: _____

Phone: _____ Email: _____



950 NE Nelson Ct.
Pullman, WA 99163
509-332-6869
www.palousescience.org

Your support matters to us! Please take a moment to consider donating, ***even small contributions make a big difference!***

PDSC Donor Levels		Family Day Passes	Discount for Facility Use	Special Mention on our Website	Free Birthday Party	10% off admission for employees	Sponsor a Wall
Einstein Club	\$10,000 +	15	30%	x	x	x	x
Platinum Club	\$5,000-\$9,999	10	25%	x	x	x	
Gold Club	\$2,500-\$4,999	7	20%	x	x		
Silver Club	\$1,000-\$2,499	5	15%	x			
Bronze Club	\$100-\$999	2	10%				
Steward	\$50-\$99	1					

Please send this form and a check (payable to **PDSC**) to the address above. You can also donate using PayPal on our website.

☐ Yes, I would like to support the Palouse Discovery Science Center! \$ _____
(all donations are tax deductible)

☐ Yes, I would like to become a member! (Membership information below)

Please charge my Visa or MasterCard #: _____

Name on card: _____ Expiration: _____

Thank you!

Once your generous donation is received, the PDSC will send you a receipt for your tax deductible gift, along with all the information you need to begin enjoying the benefits of becoming a PDSC supporter.

Thank you for your support!

Today's Date: _____ Renewal _____ New Member _____

Annual Membership Categories

1. Adult Member's Name: _____

2. Adult Member's Name: _____

Address _____

City _____ State _____ Zip _____

Phone _____ Email* _____

☐ **Family** (same address)..... \$70
(2 adults, up to 6 children, under 18)
☐ **Grandparent**..... \$60
(2 adults, up to 6 grandchildren under 18)
☐ **Individual Senior**..... \$35
(age 55 and over)
☐ **Individual**..... \$40

Membership Cost \$ _____

+ Donation to the PDSC \$ _____
(Thank you!)

Total Enclosed \$ _____

Members Under 18 years of Age

First Name(s)	Birthdate	First Name(s)	Birthdate
3. _____	_____	6. _____	_____
4. _____	_____	7. _____	_____
5. _____	_____	8. _____	_____

* Used for providing cost-free notices of events. Privacy honored.

For Office Use Only

Chk # _____ Cash _____ CC _____
Membership # _____ Exp. Date _____
Letter sent: ☐ Y ☐ N
Cards issued: ☐ Y ☐ N
Family Pass: ☐ Y ☐ N Guest Pass: ☐ Y ☐ N
Entered: _____ Initials _____
Archived: _____ Initials _____